


**NM
STATE**

BE BOLD. Shape the Future.
College of Engineering

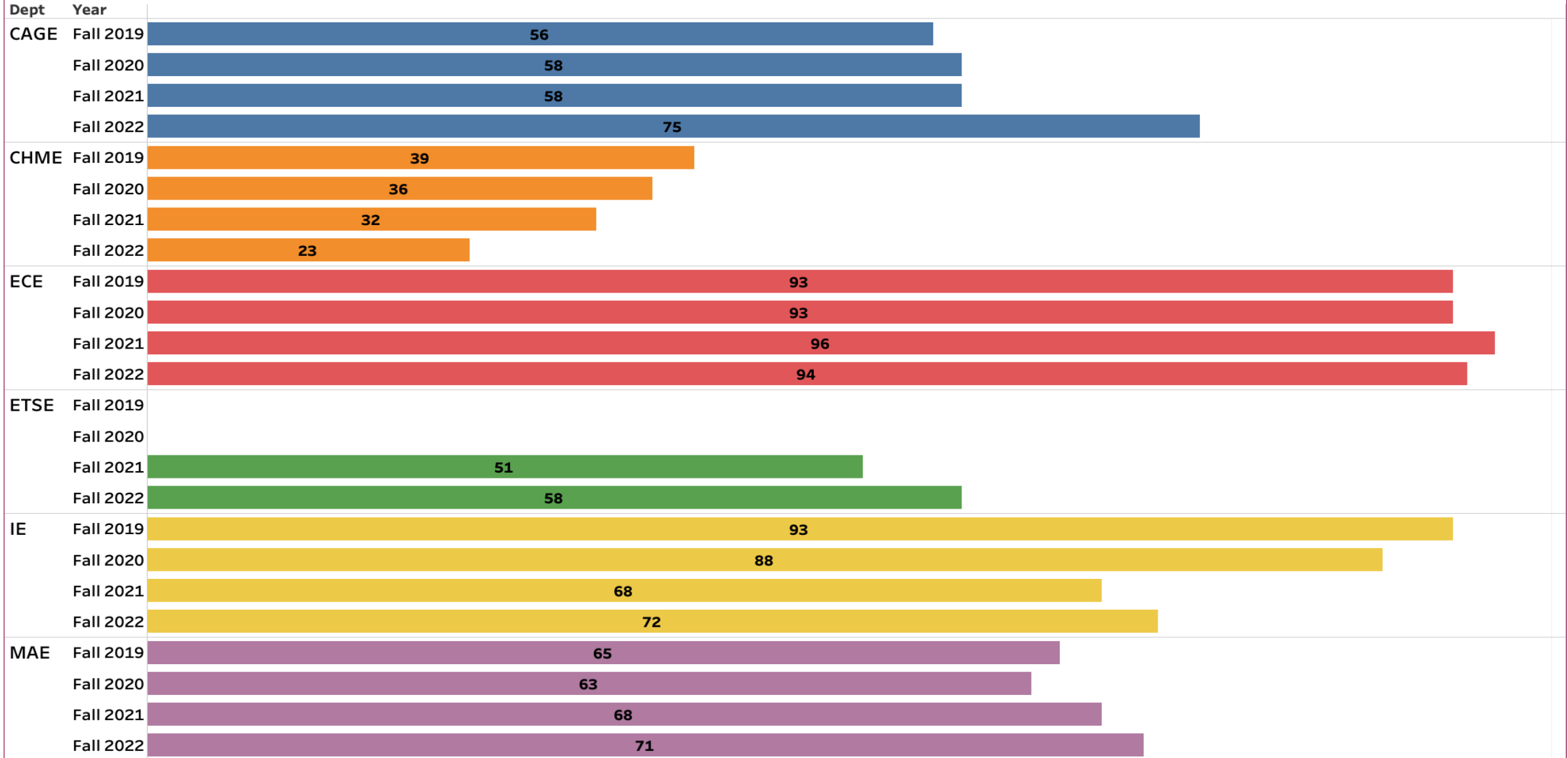


Department Enrollment - Undergraduate

| Dept | Year | Enrollment |
|--------------|-----------|------------|
| CAGE | Fall 2019 | 239 |
| | Fall 2020 | 221 |
| | Fall 2021 | 232 |
| | Fall 2022 | 228 |
| CHME | Fall 2019 | 173 |
| | Fall 2020 | 177 |
| | Fall 2021 | 151 |
| | Fall 2022 | 121 |
| ECE | Fall 2019 | 237 |
| | Fall 2020 | 229 |
| | Fall 2021 | 197 |
| | Fall 2022 | 218 |
| Engr-General | Fall 2019 | 29 |
| | Fall 2020 | 15 |
| | Fall 2021 | 2 |
| | Fall 2022 | 2 |
| ETSE | Fall 2019 | 456 |
| | Fall 2020 | 443 |
| | Fall 2021 | 410 |
| | Fall 2022 | 450 |
| IE | Fall 2019 | 75 |
| | Fall 2020 | 59 |
| | Fall 2021 | 36 |
| | Fall 2022 | 35 |
| MAE | Fall 2019 | 662 |
| | Fall 2020 | 694 |
| | Fall 2021 | 696 |
| | Fall 2022 | 680 |

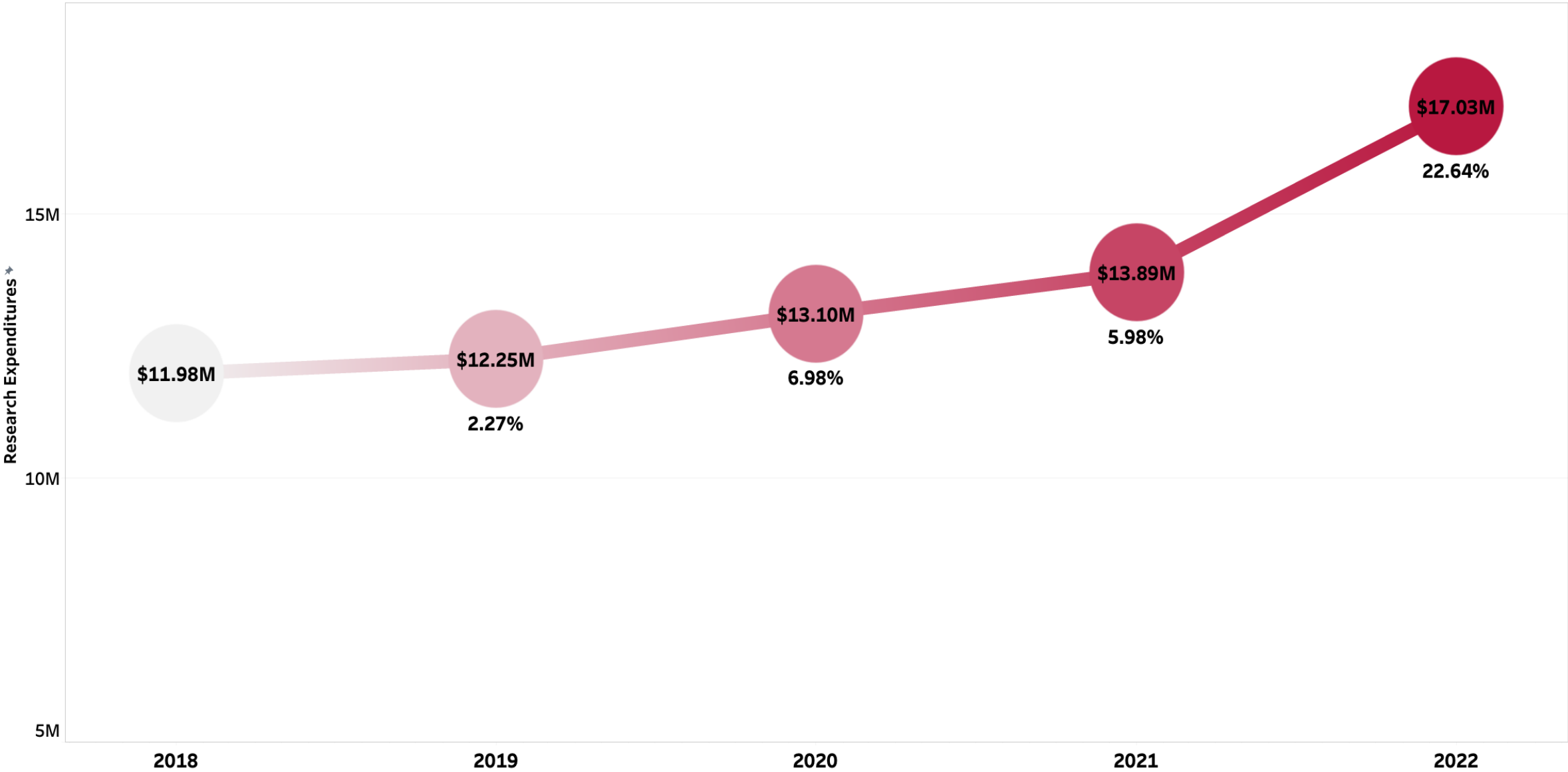
Source: NMSU Office of Institutional Affairs - FA22 final census

Department Enrollment - Graduate



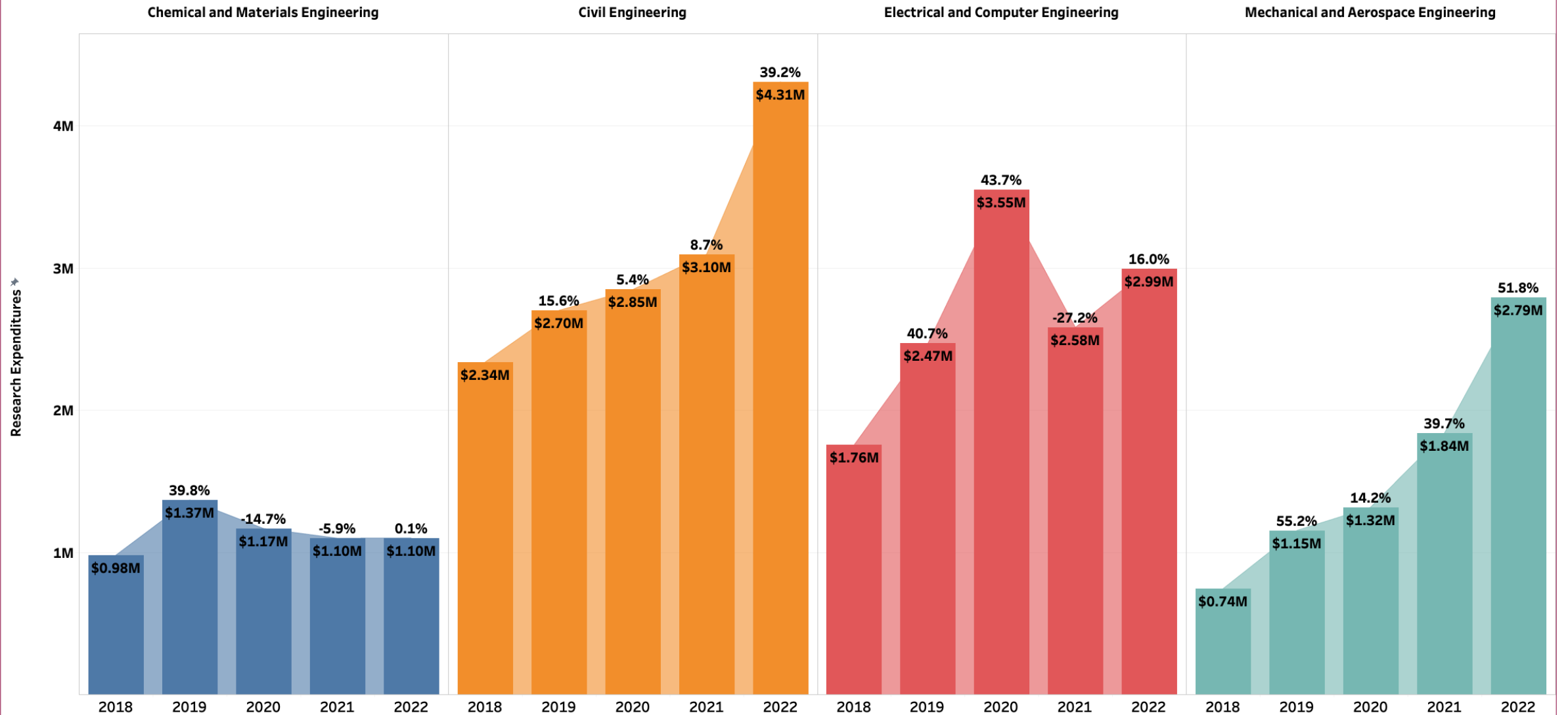
Source: NMSU Office of Institutional Affairs - FA22 final census

College of Engineering Research Expenditures



Source: RA-SPA-Research Expenditure trend report

Research Expenditures by Department



Source: RA-SPA-Research Expenditure trend report